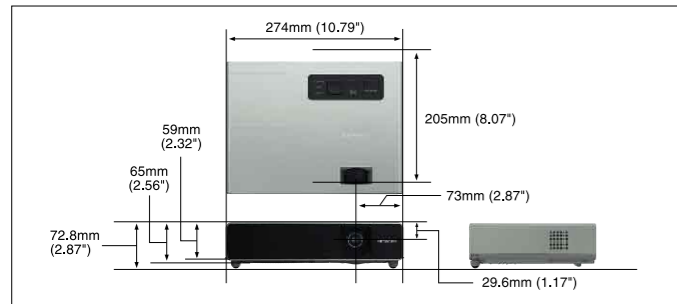



SPECIFICATIONS

Model name	CPX1	
Liquid crystal panel structure	0.63" polysilicon active-matrix TFT x 3 (with Micro-lens)	
Number of pixels	786,432 pixels (V768 x H1,024)	
Resolution	1,024 x 768 color pixels	
Lens	Optical zoom (F=1.8-1.9) 1:1.2	
Lamp	160W UHB	
Brightness	2,000 ANSI Lumens	
Contrast ratio	500:1	
Speakers	1W x 1	
Keystone correction	Auto V Keystone	
Power supply	AC100-120V/AC220-240V	
Operating temperature	5-35°C (41-95°F)	
Input signals	Computer input	VGA, SVGA, XGA, SXGA, SXGA+, UXGA, MAC16"
	Video input	NTSC, NTSC4.43, PAL, SECAM, M-PAL, N-PAL HDTV: 750p (720p), 1125i (1080i) SDTV: 525i (480i), 525p (480p), 625i (575i)
Input/output terminals	Video input	S-Video: Jack x 1, Composite video: RCA jack x 1 Component video: via D-sub
	Audio input	Stereo Mini jack x 1
	Computer input	Analog RGB: 15-pin Mini-Dsub x 2
	Audio output	Stereo Mini jack x 1
	Control and mouse	USB type B x 1 for mouse control
	Storage media port	USB type A 1.1 x 1 for PC-less presentation (JPEG, MPEG4, M-JPEG), 5V/0.5A supplied
Agency certifications	UL60950-1/cUL, FCC Part 15, Class B, AS/NZS CISPR22 ClassB, CE, EN61000-3-2, EN61000-3-3, EN55022, EN55024, EN60950-1, IEC60950-1	
Dimensions (WxHxD)	274 x 59 x 205mm (10.79" x 2.32" x 8.07") [excl. protruding part]	
Weight	1.7kg (3.8 lbs.)	
Standard accessories	RGB cable, Remote Control, Batteries, Lens cap, Strap, Soft case, Filter cover (for ceiling mounting), Power cord, 14-language user's manual	

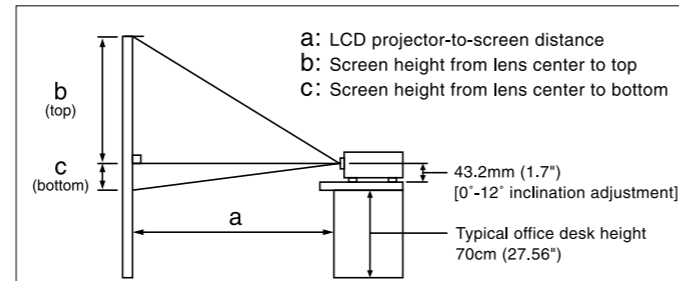
DIMENSIONS



TERMINALS



PROJECTION DISTANCE



Screen Size (inch)	a Min	a Max	b (top)	c (bottom)
30	0.8m (30")	0.9m (36")	39cm (15")	7cm (3")
40	1.0m (40")	1.2m (48")	52cm (21")	9cm (3")
50	1.3m (50")	1.5m (61")	65cm (26")	11cm (4")
60	1.5m (61")	1.9m (73")	78cm (31")	13cm (5")
70	1.8m (71")	2.2m (85")	91cm (36")	15cm (6")
80	2.1m (81")	2.5m (97")	105cm (41")	17cm (7")
90	2.3m (91")	2.8m (110")	118cm (46")	20cm (8")
100	2.6m (102")	3.1m (122")	131cm (51")	22cm (9")
120	3.1m (122")	3.7m (147")	157cm (62")	26cm (10")
150	3.9m (153")	4.7m (183")	196cm (77")	33cm (13")
200	5.2m (204")	6.2m (245")	261cm (103")	44cm (17")
250	6.5m (255")	7.8m (306")	327cm (129")	54cm (21")
300	7.8m (306")	9.3m (368")	392cm (154")	65cm (26")

• Design and specifications are subject to change without notice.

- The comparison photos in this catalog are simulations.
- LCD panels, polarizers and other optical components and cooling fans may need replacement after prolonged usage. For more details, please consult a Hitachi sales representative.
- Do not use in places where there is a lot of water, dampness, steam, dust, soot or tobacco smoke. This may result in fire or malfunction.
- Optical components (lamp, LCD panel, polarizing plate, PBS [polarizer beam splitter], contrast-up film) have limited service lives. They must be repaired or replaced if they are used for a long period of time.
- These projectors use a mercury lamp with high internal pressure. Because of its properties, this lamp may burst with a loud noise or burn out if struck or after it has been used for a period of time. The time until it bursts or burns out varies greatly according to differences between lamps and usage conditions. Turning the lamp's power on and off frequently shortens its service life.
- Optical components other than the lamp: If the projector is used for six hours or more per day, they may need to be replaced in less than a year.
- LCD panel: If the projector is used continuously for six hours or more, its replacement cycle may be shortened.



Hitachi, Ltd. Digital Media Division (Yokohama Plant) has received ISO 14001 certification.

HITACHI

Hitachi America, Ltd. Ubiquitous Platform System Division

900 Hitachi Way, Chula Vista, CA91914-3556, U.S.A. Tel: +1-800-HITACHI Fax: +1-619-591-5418 www.hitachi.us/digitalmedia

Hitachi Canada Ltd.

2495 Meadowpine Blvd, Mississauga, Ontario L5N6C3, Canada Tel: +1-905-821-4545 Fax: +1-905-821-1011 www.hitachi.ca

Hitachi Home Electronics Asia (S) Pte. Ltd.

438A Alexandra Road #01-01/02/03, Alexandra Technopark, Singapore 119967 Tel: +65-6536-2520 Fax: +65-6536-2521 www.hitachimultimedia.com.sg

Hitachi Sales (Malaysia) Sdn. Berhad (11543-V)

Lot 12, Jalan Kemajuan, Bangi Industrial Estate, 43650 Bandar Baru Bangi, Selangor Darul Ehsan, Malaysia. Tel: +60-3-8926-4168 Fax: +60-3-8926-3013 www.hitachiconsumer.com.my

Hitachi Sales (Thailand), Ltd.

994 Soi Thonglor, Sukhumvit 55 Road, Klongtonna, Vadhana Bangkok 10110, Thailand Tel: +66-2381-8381-98 Fax: +66-2381-0210/2381-0021

Hitachi (Hong Kong), Ltd.

18th Floor, Ever Gain Centre, 28 On Muk Street, Shatin, N.T., Hong Kong Tel: +852-2113-8883 Fax: +852-2780-4178 www.hitachi-hk.com.hk

Hitachi Sales Corp. of Taiwan

2nd Floor, No.65, Nanking East Road, Section 3, Taipei, Taiwan Tel: +886-2-2516-0500 Fax: +886-2-2516-1501

Hitachi Australia Ltd.

Level 3, 82 Waterloo Road, North Ryde, NSW 2113, Australia Tel: +61-2-9888-4100 Fax: +61-2-9888-4188 www.hitachi.com.au

Hitachi Europe Ltd.

Whitebrook Park, Lower Cookham Road, Maidenhead, Berkshire, SL6 8YA, UK Tel: +44-1628-643000 Fax: +44-1628-643404 www.hitachidigitalmedia.com

Printed in Japan (H) NM-E305 0906

HITACHI

Inspire the Next

Smooth and Smart

It's the new presentation style!



LCD Projector
CPX1




There's a valuable key that leads to business success:
Smooth and Smart presentations.
With the CPX1, you can easily achieve them.



Reason 1

The projector is compact, flat and bright!

- Smart design is flat and smooth.
- Compact size makes it easy to carry.
- High brightness means there's no need to turn off the room lights.



Reason 2

It doesn't need a computer!

- USB compatibility lets you give presentations with just the projector.
- No need to connect cables so you get a smooth start.
- Simple to put away so you leave a smart impression.



Reason 3

You can give presentations in small rooms!

- Short throw of 1.5m (4.9 ft.) onto a large 60" screen.
- Smooth use even in small rooms and limited spaces.
- Give smart and powerful presentations on large screens.



Reason 4

Low noise lets the audience concentrate on the presentation!

- Quiet design — only 29dB.
- Your audience can concentrate on the smooth presentation.
- Low noise keeps presentations flowing with smart effectiveness.

LCD Projector
CPX1



Whiteboard and Blackboard Modes

In rooms with no screen, the CPX1 can project on a whiteboard or blackboard. In whiteboard mode, the white signal is only half as bright, ensuring optimum visibility. The blackboard mode is compatible with both black and green blackboards.




4-Second Quick Start and Direct Power On/Off

The CPX1 starts in only about four seconds* from power on to projection, reducing the frustration of having to wait for the image to appear. The Direct Power On/Off function** eliminates the need for cooldown after using the projector. After turning the power off, you can put the projector away immediately.

* Time until start of projection. According to the power restart time and settings, start time may be longer.
** The Direct Power On function must be selected from the menu.

Auto Vertical Keystone Correction

Keystone distortion occurs when the projector is inclined. This is automatically detected by a gravity sensor inside the projector and corrected for. It's one more way the CPX1 smooths your preparation for a presentation.



Resolution Preset and Custom Modes

When projecting from a widescreen computer, many projectors are unable to correctly display the aspect ratio. Resolution Preset and Custom modes achieve the correct display, providing vivid, easy to watch wide images.

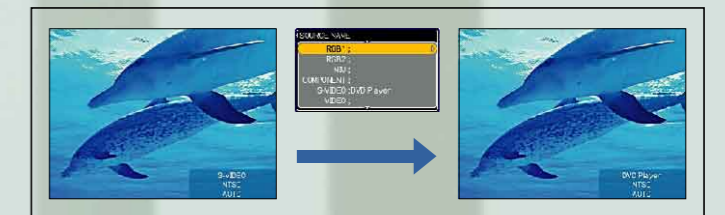


Security Functions

The password function serves to restrict users. The My Screen function lets you project a desired image on the initial screen. A password can also be set for this function. The status observation function monitors the way the projector is set up and can lock the projector when its status has changed. As long as the password is not cancelled, it cannot be used in a status different from that which was set.

Input Source Naming

The input source name can be changed to the name of a device you often use (Notebook computer, DVD, etc.) or changed to a name that is easier for users to understand.



Other Features

- Motion Adaptive Progressive Scan
- 3:2 Pull Down
- Noise Reduction
- Hitachi Equalizing Gamma Function
- My Button and My Screen
- Security Label Included
- Serial # Label on Side
- Lamp Door on Top